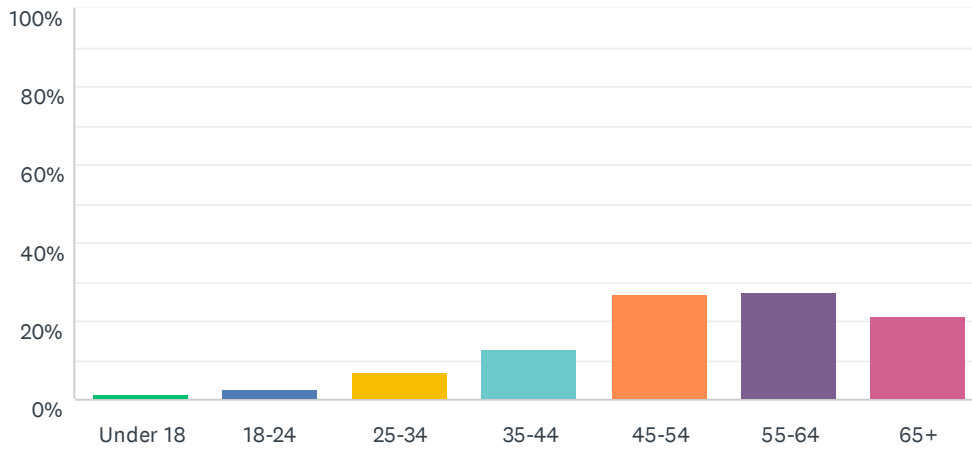


Q1 What age group do you belong to:

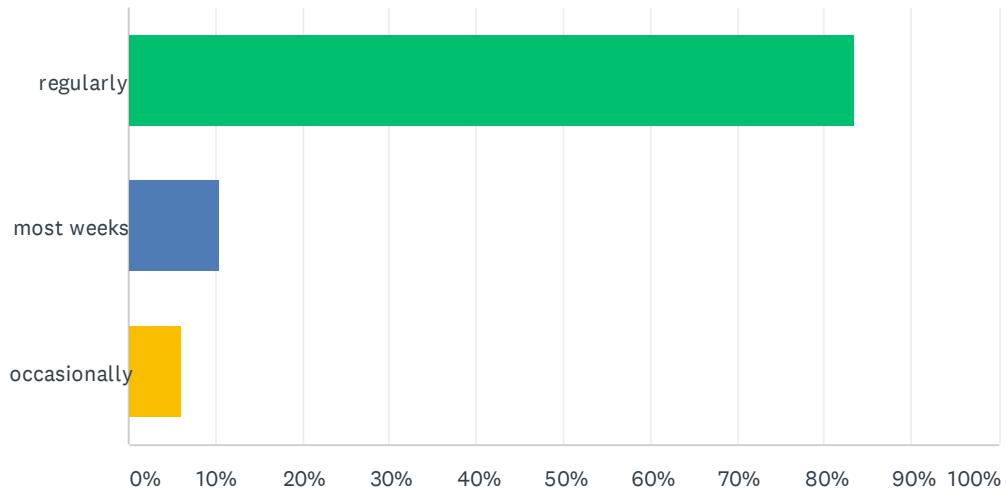
Answered: 348 Skipped: 2



ANSWER CHOICES	RESPONSES
Under 18	1.44% 5
18-24	2.59% 9
25-34	7.18% 25
35-44	12.93% 45
45-54	27.01% 94
55-64	27.59% 96
65+	21.26% 74
TOTAL	348

Q2 How regularly do you attend church services:

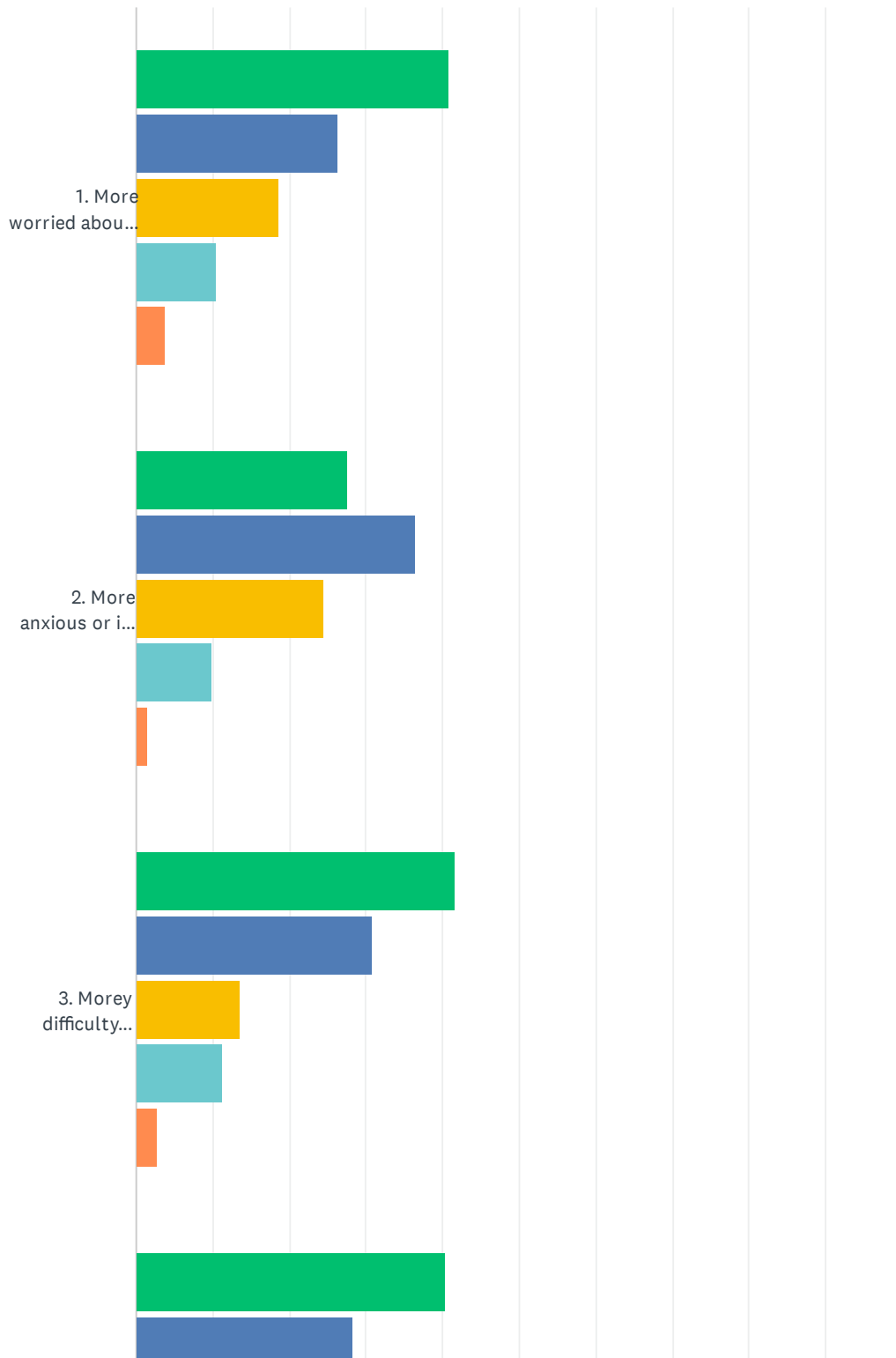
Answered: 343 Skipped: 7

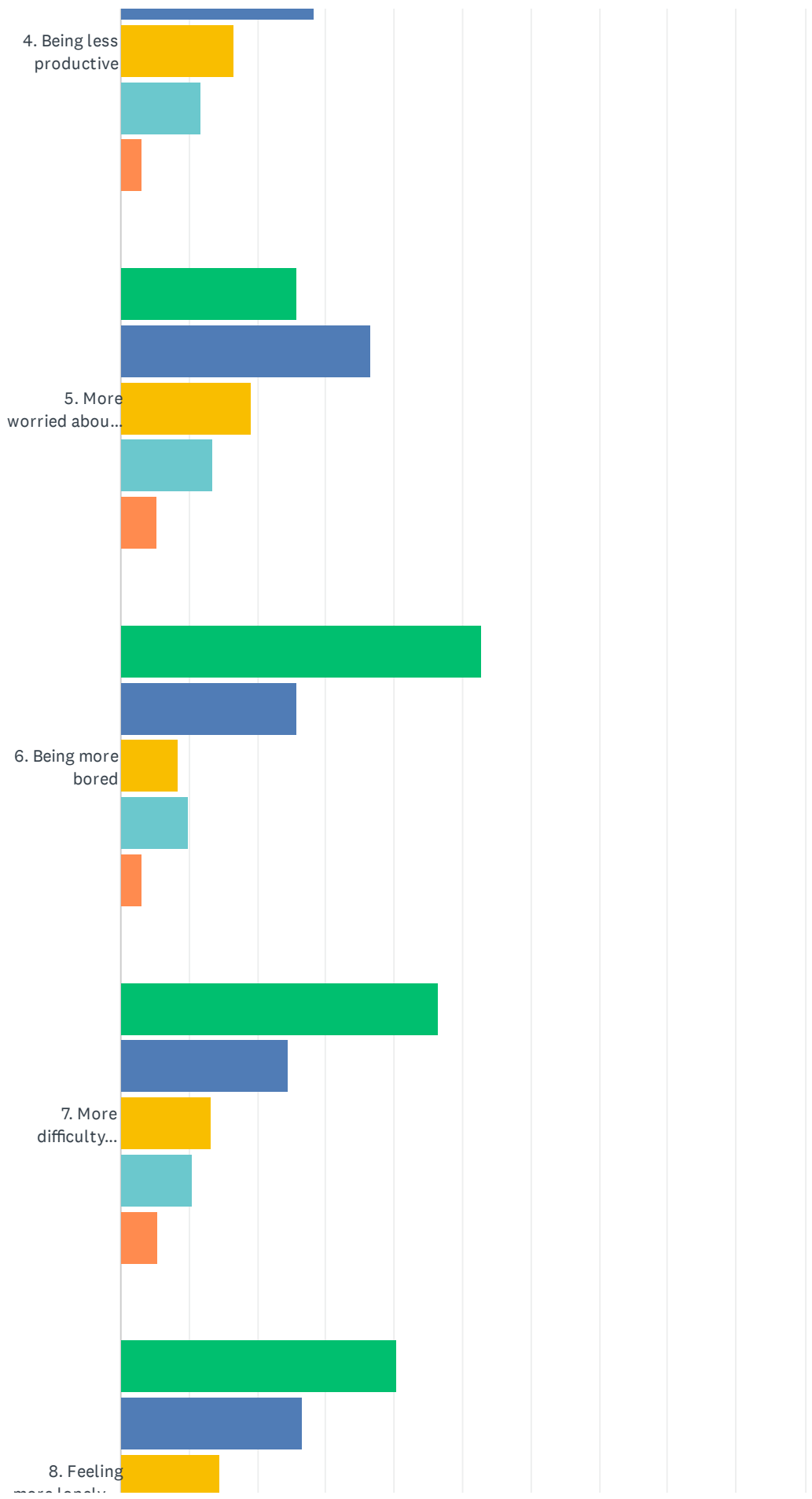


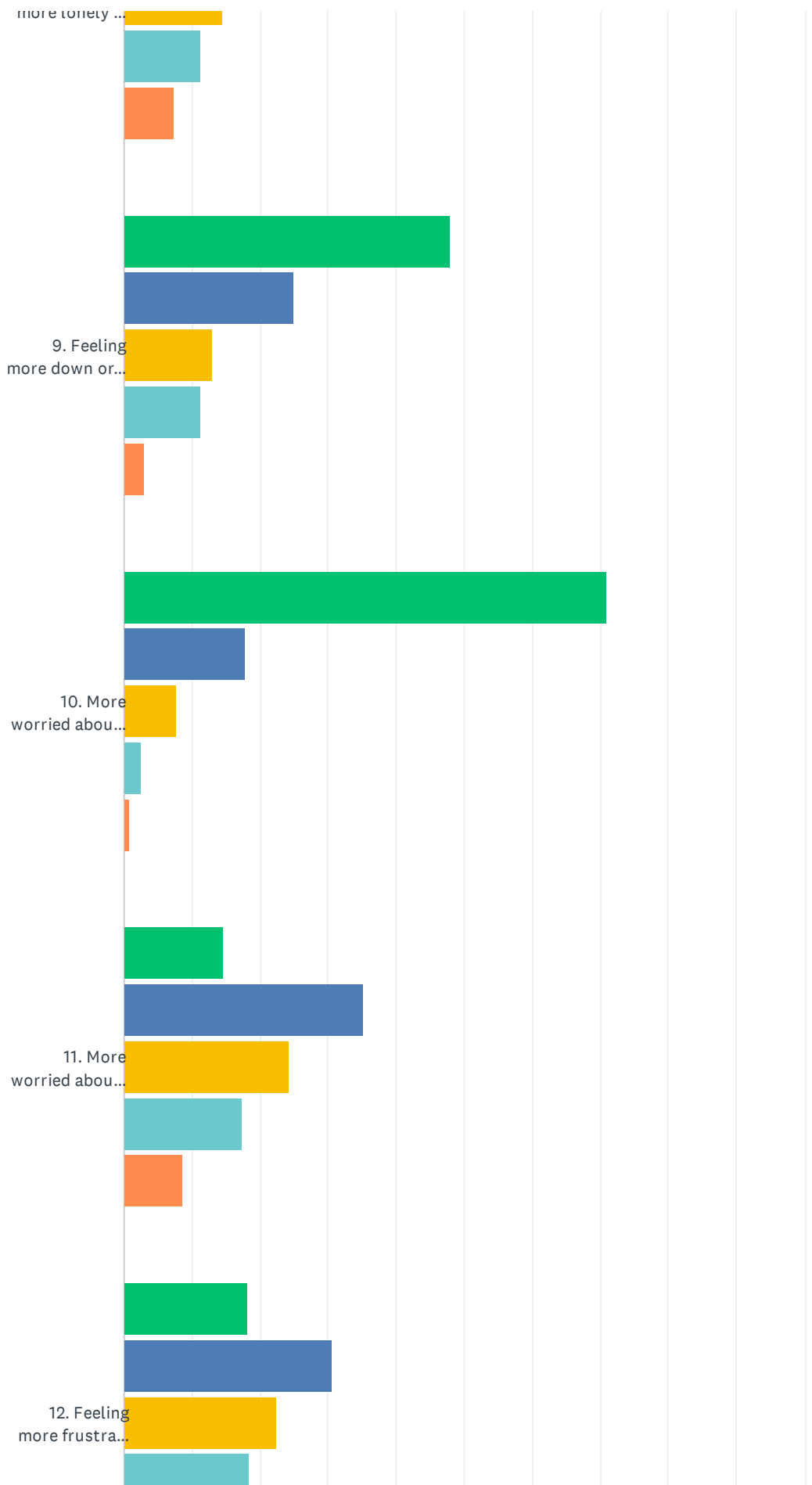
ANSWER CHOICES	RESPONSES	
regularly	83.38%	286
most weeks	10.50%	36
occasionally	6.12%	21
TOTAL		343

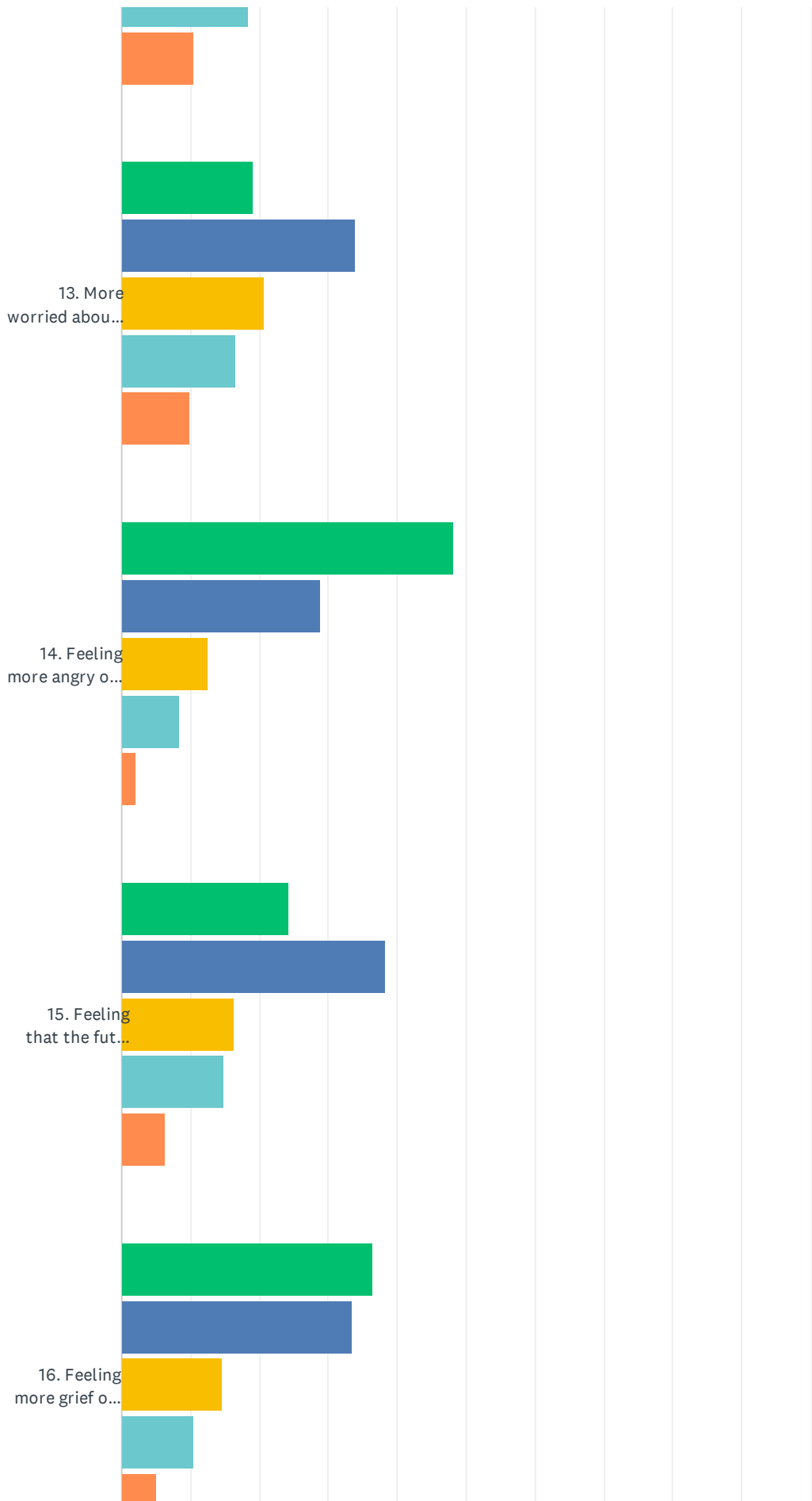
Q3 The Pandemic Emotional Impact Scale How much has your wellbeing and functioning been different in the following ways in the past 4 weeks, compared to the way it was before the beginning of the COVID-19 pandemic

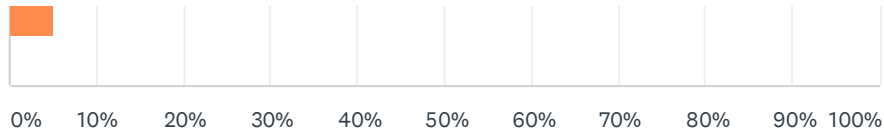
Answered: 347 Skipped: 3









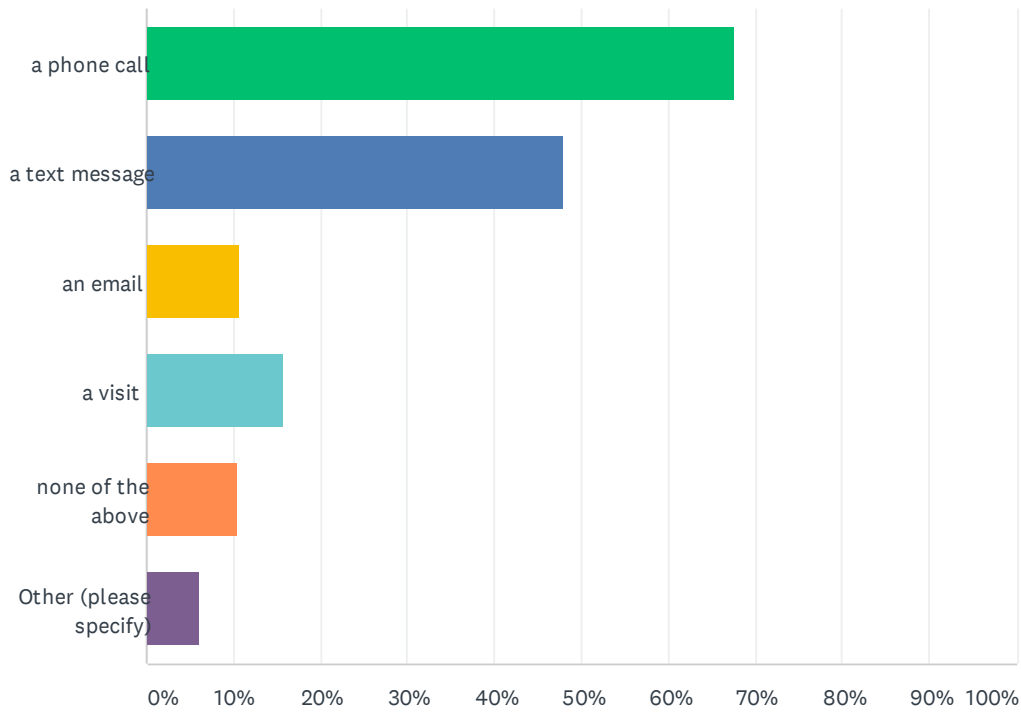


■ Not at all
 ■ A little bit
 ■ Moderately
 ■ A lot
 ■ Extremely

	NOT AT ALL	A LITTLE BIT	MODERATELY	A LOT	EXTREMELY	TOTAL	WEIGHTED AVERAGE
1. More worried about your finances	40.70% 140	26.45% 91	18.60% 64	10.47% 36	3.78% 13	344	2.10
2. More anxious or ill at ease	27.70% 95	36.44% 125	24.49% 84	9.91% 34	1.46% 5	343	2.21
3. More difficulty concentrating	41.57% 143	30.81% 106	13.66% 47	11.34% 39	2.62% 9	344	2.03
4. Being less productive	40.41% 139	28.20% 97	16.57% 57	11.63% 40	3.20% 11	344	2.09
5. More worried about your personal health and safety	25.72% 89	36.71% 127	19.08% 66	13.29% 46	5.20% 18	346	2.36
6. Being more bored	52.75% 182	25.80% 89	8.41% 29	9.86% 34	3.19% 11	345	1.85
7. More difficulty sleeping	46.51% 160	24.42% 84	13.08% 45	10.47% 36	5.52% 19	344	2.04
8. Feeling more lonely or isolated	40.46% 140	26.59% 92	14.45% 50	11.27% 39	7.23% 25	346	2.18
9. Feeling more down or depressed	47.83% 165	24.93% 86	13.04% 45	11.30% 39	2.90% 10	345	1.97
10. More worried about getting necessities like groceries or medications	70.89% 246	17.87% 62	7.78% 27	2.59% 9	0.86% 3	347	1.45
11. More worried about the health and safety of family members or friends	14.70% 51	35.16% 122	24.21% 84	17.29% 60	8.65% 30	347	2.70
12. Feeling more frustrated about not being able to do what you usually enjoy doing	18.16% 63	30.55% 106	22.48% 78	18.44% 64	10.37% 36	347	2.72
13. More worried about possible breakdown of society	19.08% 66	33.82% 117	20.81% 72	16.47% 57	9.83% 34	346	2.64
14. Feeling more angry or irritated	48.10% 165	28.86% 99	12.54% 43	8.45% 29	2.04% 7	343	1.87
15. Feeling that the future seems darker or scarier than before	24.35% 84	38.26% 132	16.23% 56	14.78% 51	6.38% 22	345	2.41
16. Feeling more grief or sense of loss	36.44% 125	33.53% 115	14.58% 50	10.50% 36	4.96% 17	343	2.14

Q4 During the lockdown period: Were you contacted by anyone from your local church by (check one option):

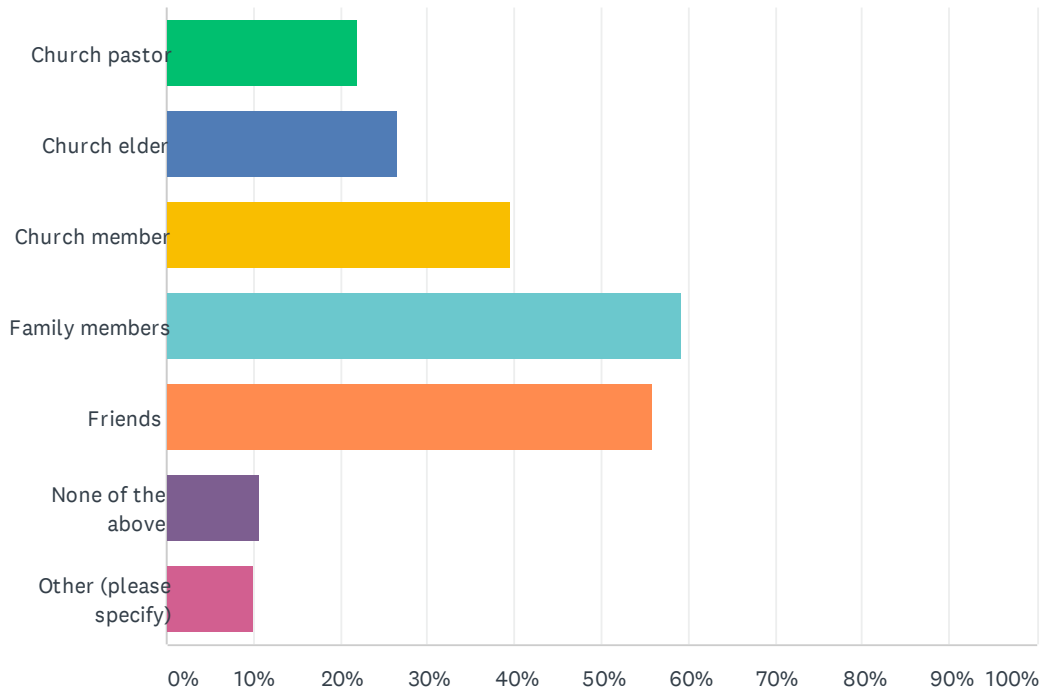
Answered: 346 Skipped: 4



ANSWER CHOICES	RESPONSES	
a phone call	67.63%	234
a text message	47.98%	166
an email	10.69%	37
a visit	15.61%	54
none of the above	10.40%	36
Other (please specify)	6.07%	21
Total Respondents: 346		

Q5 If you felt emotionally distressed over the past several months , were you able to contact and get emotional support from any of the following individuals? (Check all that apply)

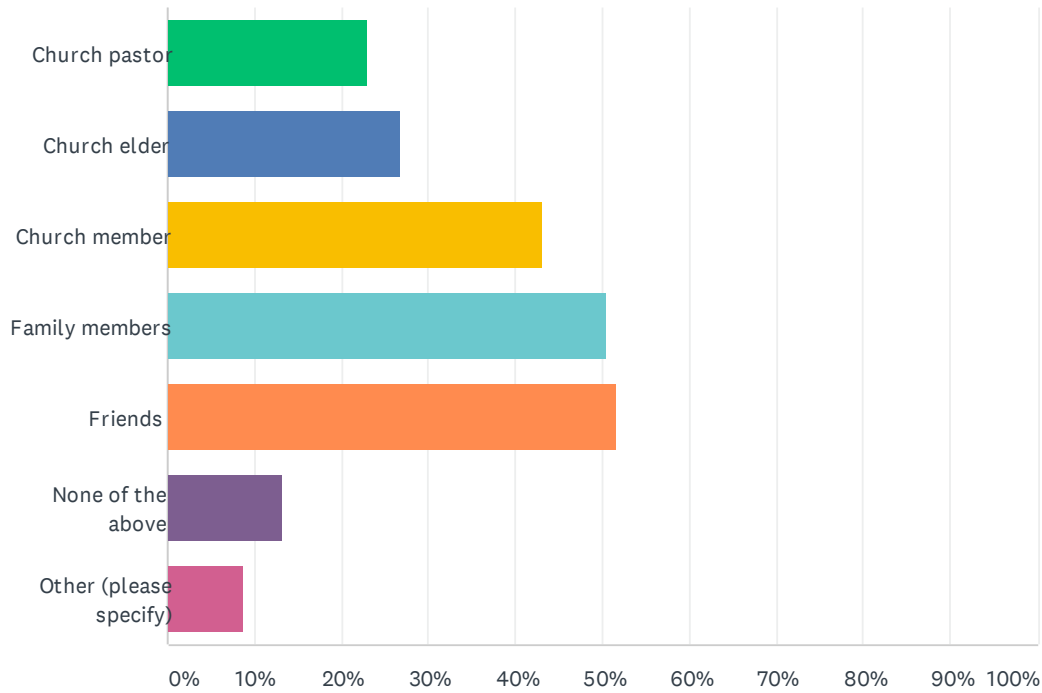
Answered: 336 Skipped: 14



ANSWER CHOICES	RESPONSES
Church pastor	22.02% 74
Church elder	26.49% 89
Church member	39.58% 133
Family members	59.23% 199
Friends	55.95% 188
None of the above	10.71% 36
Other (please specify)	10.12% 34
Total Respondents: 336	

Q6 If you felt you were in need of spiritual help over the past several months, were you able to receive this from any of the following individuals? (Check all that apply)

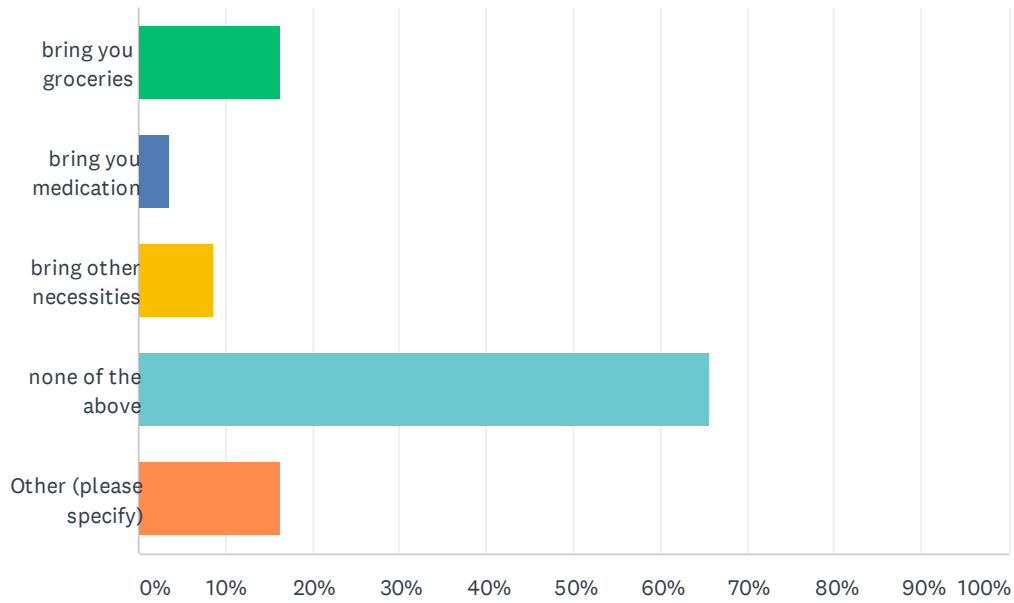
Answered: 343 Skipped: 7



ANSWER CHOICES	RESPONSES
Church pastor	23.03% 79
Church elder	26.82% 92
Church member	43.15% 148
Family members	50.44% 173
Friends	51.60% 177
None of the above	13.12% 45
Other (please specify)	8.75% 30
Total Respondents: 343	

Q7 Did anyone from your local church:

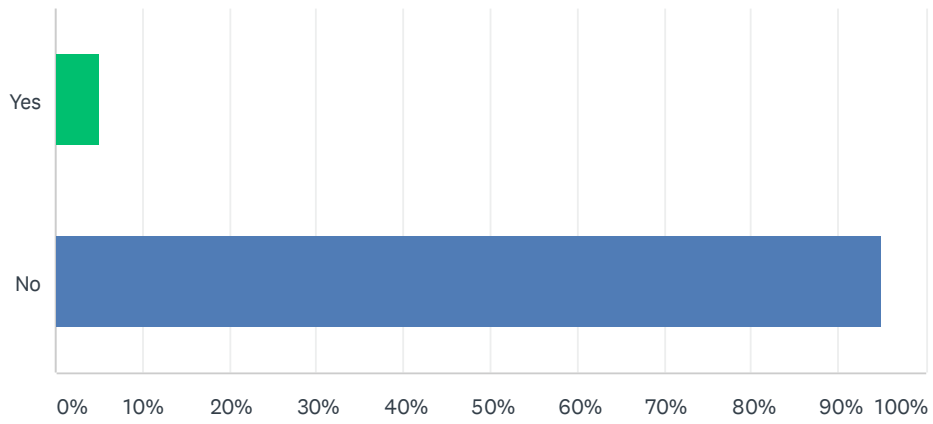
Answered: 338 Skipped: 12



ANSWER CHOICES	RESPONSES	
bring you groceries	16.27%	55
bring you medication	3.55%	12
bring other necessities	8.58%	29
none of the above	65.68%	222
Other (please specify)	16.27%	55
Total Respondents: 338		

Q8 If you got sick, where you nursed at home by anyone from your local church for your illness?

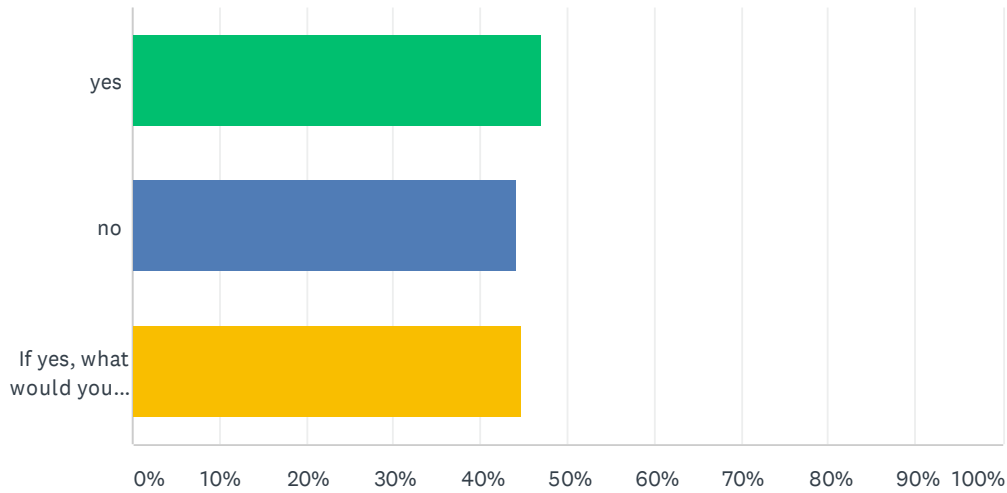
Answered: 298 Skipped: 52



ANSWER CHOICES	RESPONSES	
Yes	5.03%	15
No	94.97%	283
TOTAL		298

Q9 Do you think your local church could/should have done anything differently during the pandemic to serve the people in the church or neighbouring area?

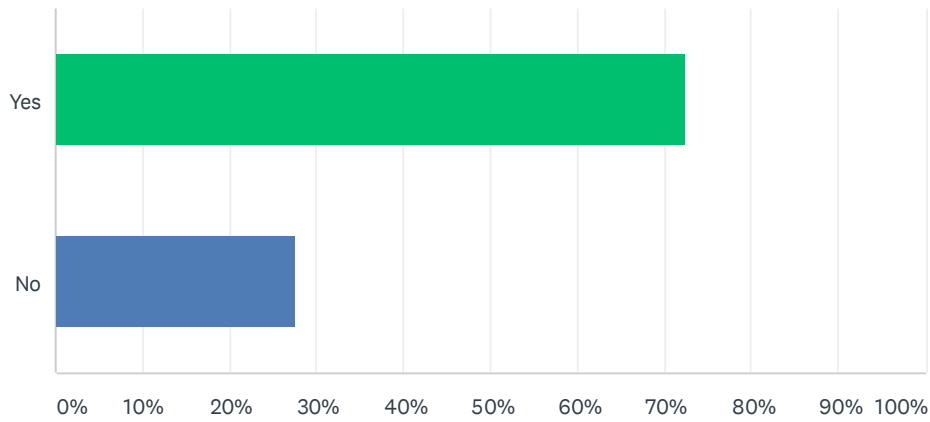
Answered: 340 Skipped: 10



ANSWER CHOICES	RESPONSES	
yes	47.06%	160
no	44.12%	150
If yes, what would you suggest?	44.71%	152
Total Respondents: 340		

Q10 Would you like to participate in any such service for church members or anyone in the neighbourhood?

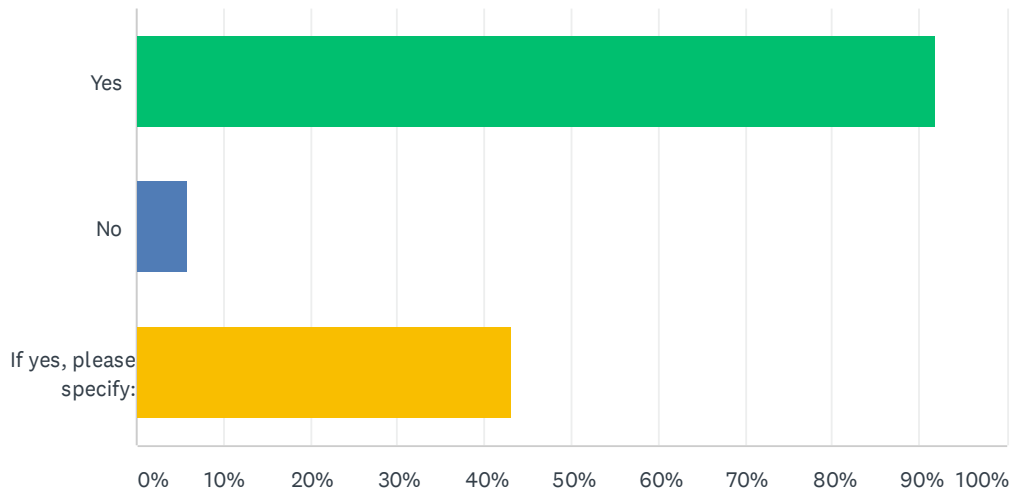
Answered: 330 Skipped: 20



ANSWER CHOICES	RESPONSES	
Yes	72.42%	239
No	27.58%	91
TOTAL		330

Q11 During the lockdown period did you contact others from your local church:

Answered: 346 Skipped: 4



ANSWER CHOICES	RESPONSES	
Yes	91.91%	318
No	5.78%	20
If yes, please specify:	43.06%	149
Total Respondents: 346		